

Adaptive Employee Experience Guide!

Step-by-step guide for transitioning to the new isolved interface.

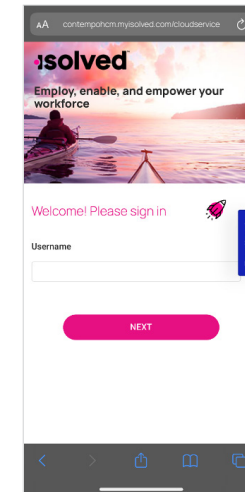


Please ensure you're using Safari as your browser for best results

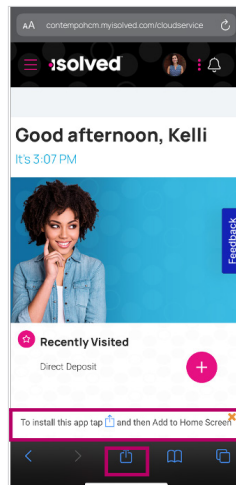
1 Step 1
With phone, please take an image of QR code* to open home page.



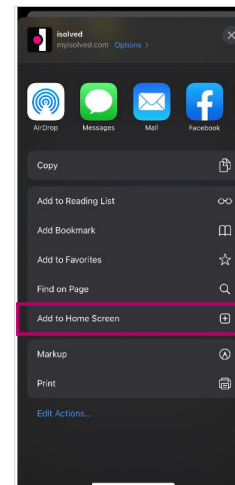
2 Step 2
Log into the homepage with your Username and Password.



3 Step 3
Once logged in, you will be prompted at the bottom to install the app to your Home Screen. Tap the **share icon** in the middle.



4 Step 4
Select the "Add to Home Screen" link from the list of options.



5 Step 5
The isolved "app" will be added to your mobile home screen for simplified access.

